




BETRIEBSANLEITUNG
OPERATING INSTRUCTIONS
INSTRUCTIONS DE SERVICE
ISTRUZIONI D'USO
HANDLEIDING
INSTRUCCIONES PARA EL MANEJO
MANUAL DE INSTRUÇÕES
NAUDOJIMOSI INSTRUKCIJA
KASUTUSJUHEND
LIETOŠANAS INSTRUKCIJA
DRIFTSINSTRUKS
DRIFTSINSTRUKTIONER
DRIFTSVEJLEDNING
INSTRUKCJA OBSŁUGI

KEZELÉSI ÚTMUTATÓ
NÁVOD K OBSLUZE
NAVODILO ZA UPORABO
NÁVOD NA OBSLUHU
UPUTE ZA RAD
MANUAL DE OPERATII
TREORACHA OIBRIÚCHÁIN
ΟΔΗΓΙΕΣ ΧΡΗΣΗΣ
EL KITABI
ИНСТРУКЦИИ ЗА ЕКСПЛОАТАЦИЯ
ИНСТРУКЦИЯ ПО ЕКСПЛОАТАЦИИ
取扱説明書
사용설명서
使用说明书

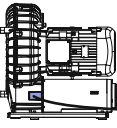

SV 700 SV 701

MAKE IT BECKER.







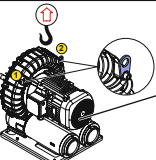




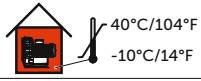
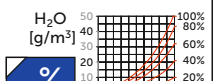
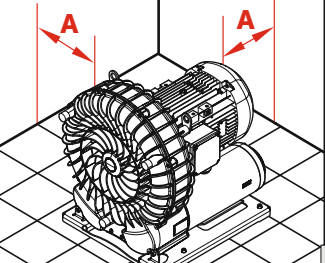

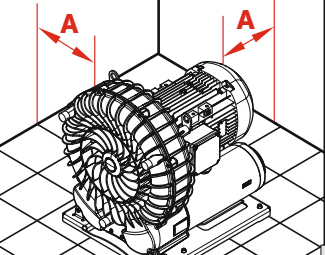
1

		m ³ /h mbar
	DIN EN ISO 11203 Accuracy Class 2 K _{pA} = 3 dB(A) l ← 1m	
L _{pA} = 72 dB(A) - 50Hz L _{pA} = 76 dB(A) - 60Hz		


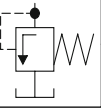

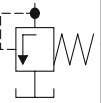



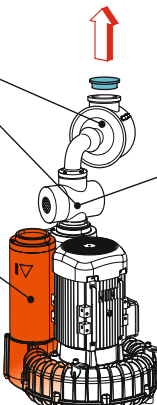
2

static inst. ①-③		dynamic installation 
		
 The pump must be securely mounted at the place of installation. Physical tension on the blower housing must be avoided.		
		
		90-135 kg 168-298 lbs


3


	
INLET AIR	
	
max. 800m A > 100mm A > 4"	


4

		
PRESSURE	optional en option opcionale opcional	VACUUM
		
	 AIR >100°C >212°F	
		


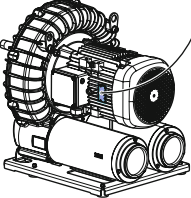
5

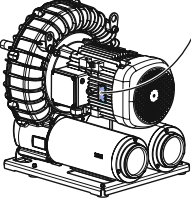






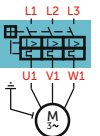
Frequency > 60Hz
Please consult **BECKER**

 50 Hz xxxVv xxxVv 230/200/170/200 V Δ / Y xxxA / 263A Δ / Y IEC F 3000/200 IEC F 3000/200	 60 Hz xxxVv xxxVv 230/200/170/200 V Δ / Y xxxA / 263A Δ / Y IEC F 3000/200 IEC F 3000/200
--	--


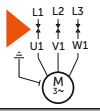



6

GENERAL





1) motor protection switch







ADDITIONAL  $\geq 5.5 \text{ kW}$


RECOMMENDATION

A 
Softstart

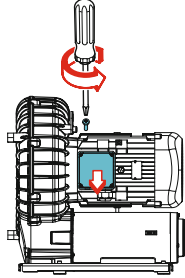
B 

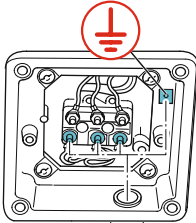
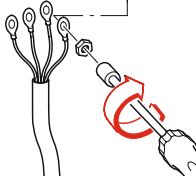
ON (I) -  1  2 MAX 10/h

OFF (0) - 




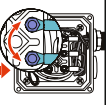
OPTIONAL 
PTC

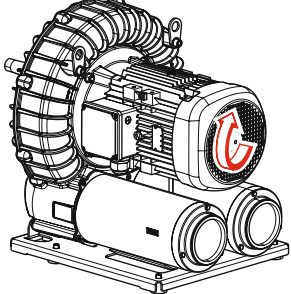
7







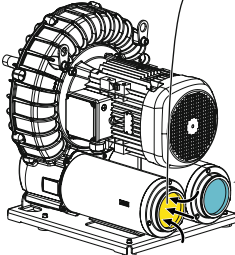
8












9

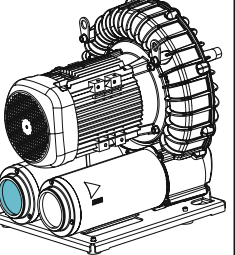

PRESSURE




G 4





VACUUM




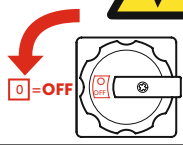






10

Maintenance






11

n=0min⁻¹

2-3 Min



12

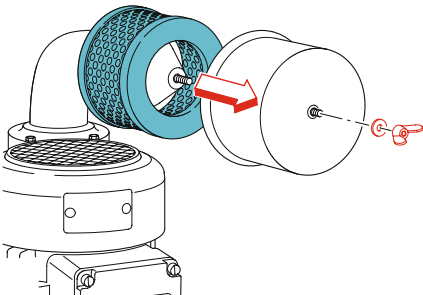
CLEANING INTERVAL

SUCTION AIR

40h
↑↓
200h

PRESSURE

optional
en option
optionale
opcional



13

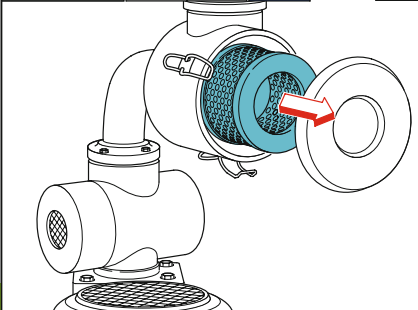
CLEANING INTERVAL

SUCTION AIR

40h
↑↓
200h


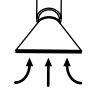

VACUUM

optional
en option
optionale
opcional



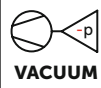

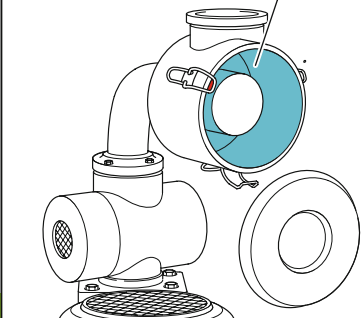
14

PRESSURE

15

VACUUM

16

1.	EN149 - FFP3 42 CFR 84 - N100	
2.		

17

18

www.becker-international.com

19

WWW.BECKER-INTERNATIONAL-SHOP.COM

Gebr. Becker GmbH
Hoelker Feld 29-31
42279 WUPPERTAL
GERMANY
info@becker-international.com
www.becker-international.com



MAKE IT BECKER.

28100060600 | 2020-07-23 | All rights reserved