

DATA SHEET

SV 400/2

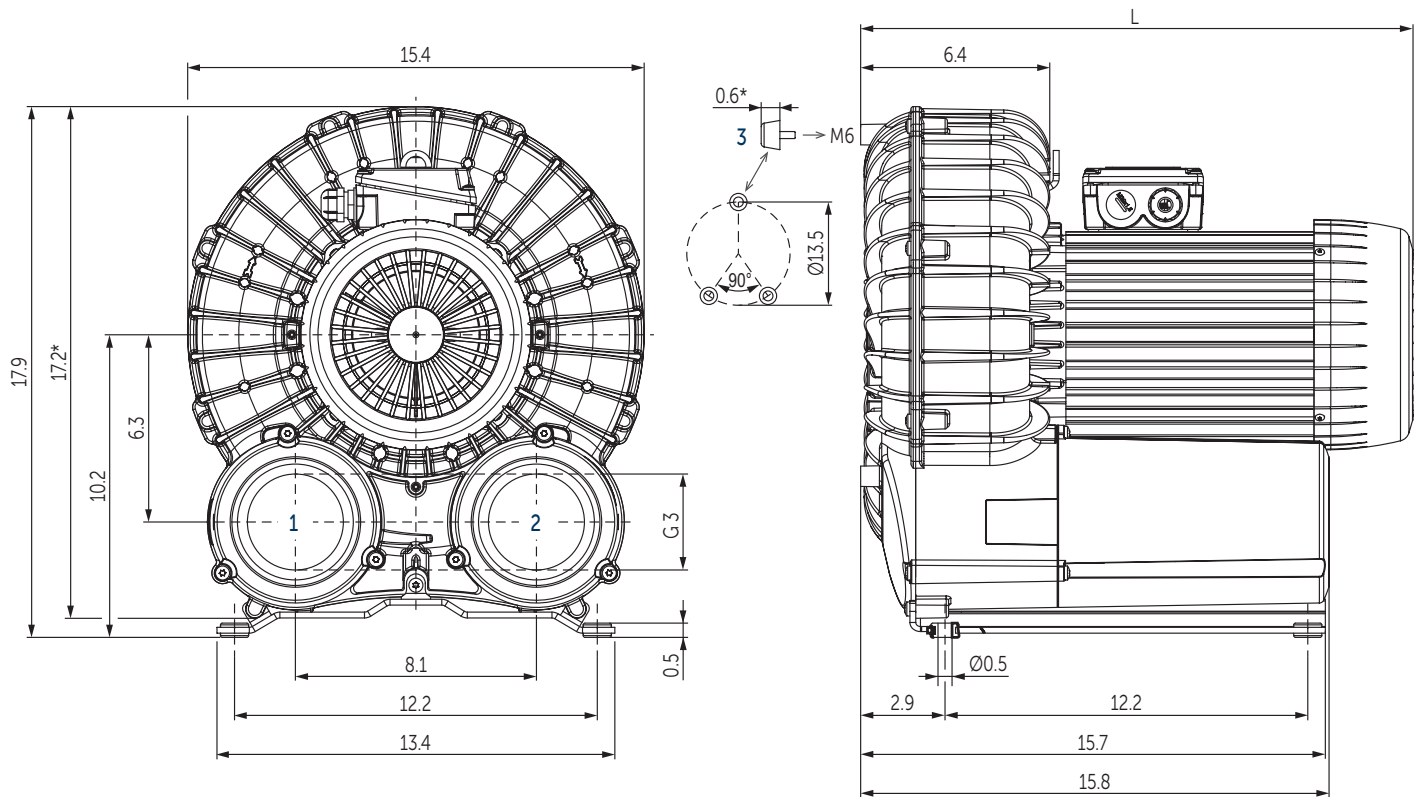
SIDE CHANNEL VACUUM PUMPS

double stage

air-cooled

MAKE IT BECKER.





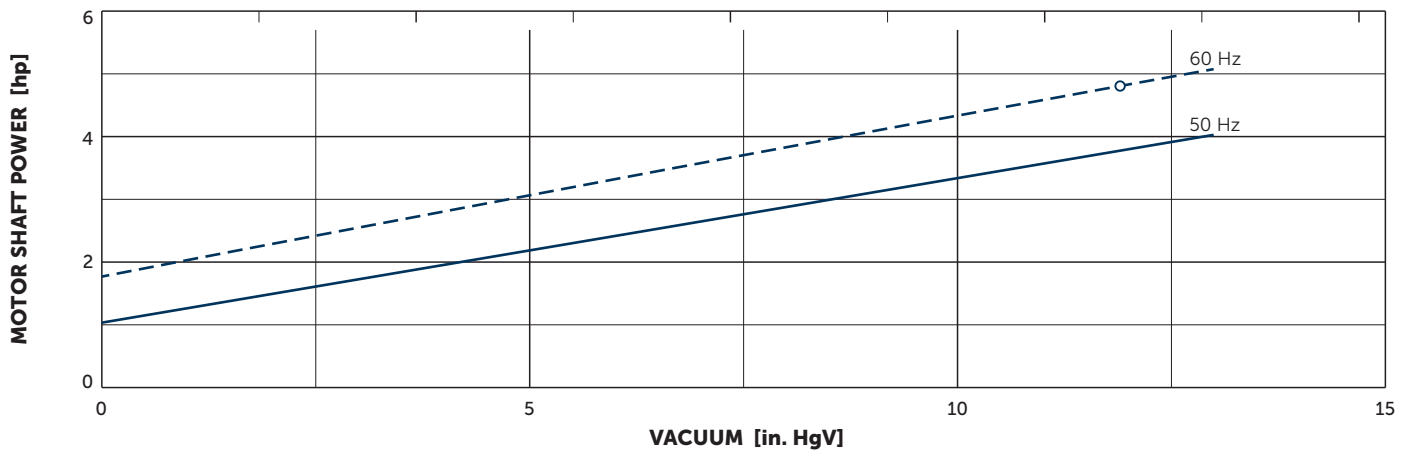
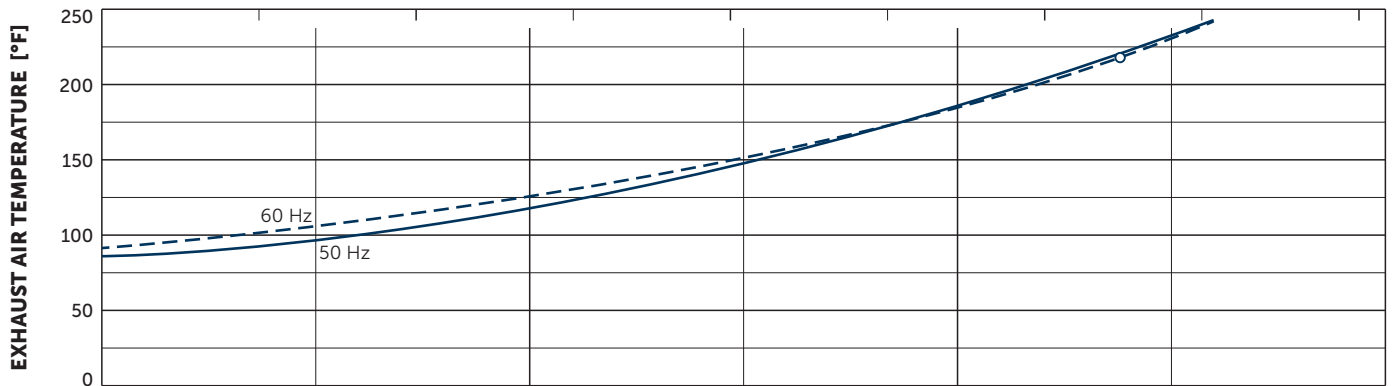
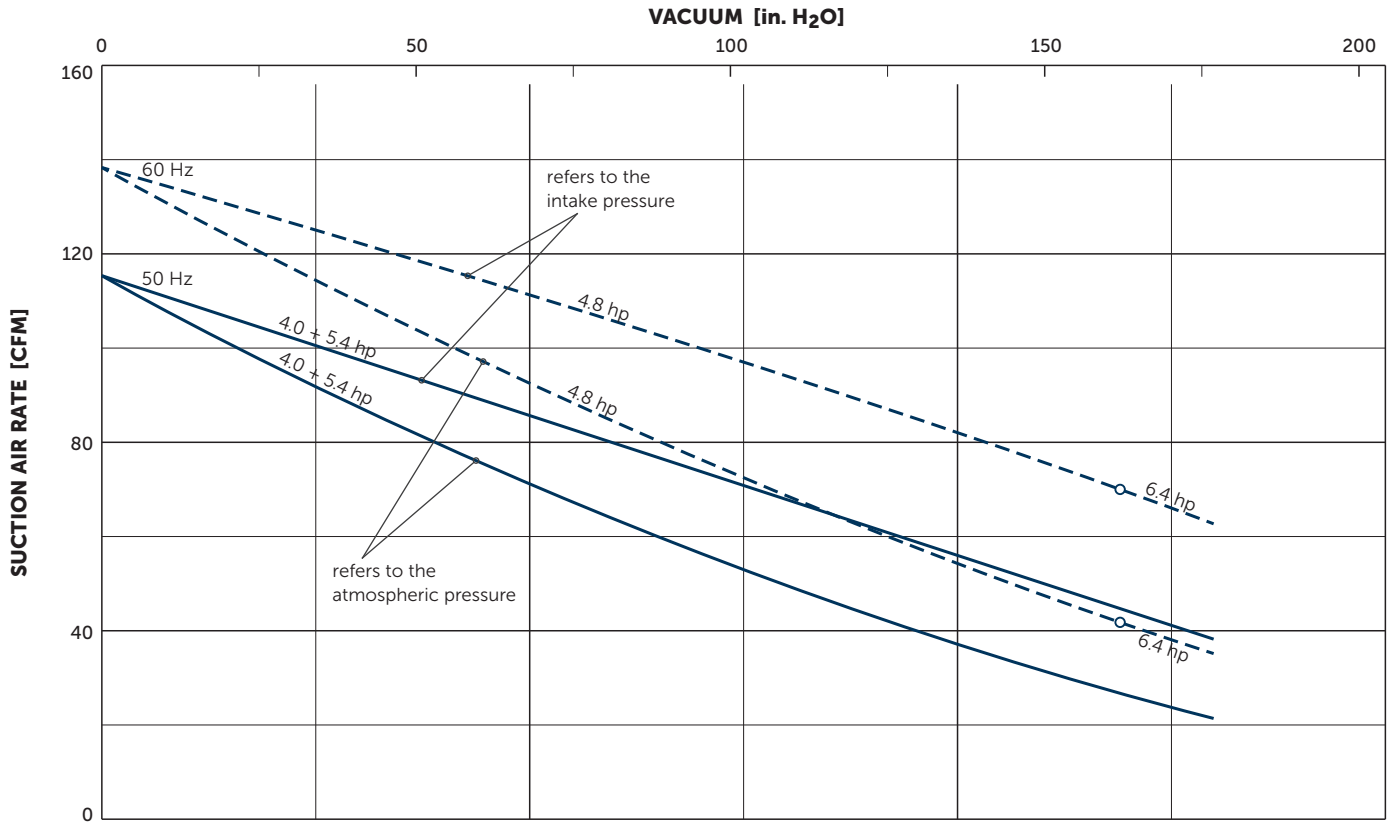
- 1 Vacuum connection (G3)
- 2 Pressure connection (G3)
- 3 Rubber buffer position (optional)
- * Device dimensions without pedestal under the silencer, with rubber buffers on the enclosure cover
- The motor illustration may vary
- Dimensions in inch

Suction air rate		Vacuum				Motors		Emission sound pressure level ¹⁾		Weight with motor	L
CFM		in. H ₂ O		in. HgV		hp		dB(A)		lbs	inch
50 Hz	60 Hz	50 Hz	60 Hz	50 Hz	60 Hz	50 Hz	60 Hz	50 Hz	60 Hz		
114	138	176.9	160.8	13.2	12.0	4.0	4.8	71.1 (104.5 in. H ₂ O)	73.0 (104.5 in. H ₂ O)	118.0	19.3
114	138	176.9	176.9	13.2	13.2	5.4	6.4	71.1 (104.5 in. H ₂ O)	73.0 (104.5 in. H ₂ O)	117.5–119.1	19.8

¹⁾ According to DIN EN ISO 11203, accuracy class of measurement: class 2, extended measurement uncertainty: 3 dB 39.4 inch distance, at medium load, both connection sides piped

3~ Motors											
#	50 Hz					60 Hz				Version	
	hp	V	IE3	rpm	A	hp	V	rpm	A		
01	4.0	Δ230/Y400	IE3	2940	10.9/6.3	4.8	Δ265/Y460	IE3	3530	10.8/6.25	UL • CSA IP55 • ISO F • bimetal
							Δ230/Y400	IE3	3505	11.5/6.6	
02						4.8	YY230/Y460	IE3	3525	12.0/6.0	UL • CSA • CC301B IP55 • ISO F • bimetal
							YY208/Y –		3505	12.7/ –	
03	4.0	Δ200/Y350	IE3	2940	12.6/7.3	4.8	Δ220/Y380–400	IE3	3530	12.6/7.3–7.2	IP55 • ISO F • bimetal
							Δ200/Y350	IE3	3505	13.2/7.55	
04	5.4	Δ230/Y400	IE3	2930	14.6/8.4	6.4	Δ265/Y460	IE3	3520	14.3/8.25	UL • CSA IP55 • ISO F • bimetal
							Δ230/Y400	IE3	3490	15.4/8.85	
05						6.4	YY230/Y460	IE3	3530	15.5/7.7	UL • CSA • CC IP55 • ISO F • bimetal
							YY208	IE3	3500	16.6	
06	5.4	Δ200/Y350	IE3	2930	16.6/9.6	6.4	Δ220/Y380–400	IE3	3520	16.6/9.6–9.45	IP55 • ISO F • bimetal
							Δ200/Y350	IE3	3490	17.7/10.1	

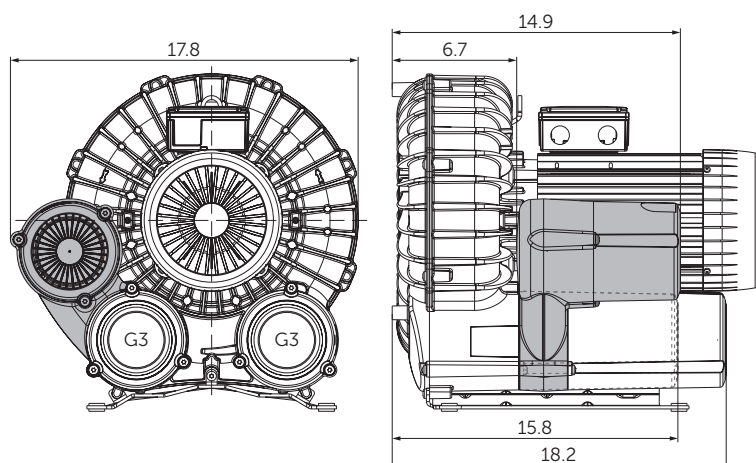
• Current consumption and rotation speed may vary. Tolerance in each case -1.5/+2%



Reference data (atmosphere): 0 in. HgV, 68°F; Tolerance: ±10%
 Temperature: Ambient air 14°F ... 104°F, Inlet air 32°F ... 104°F

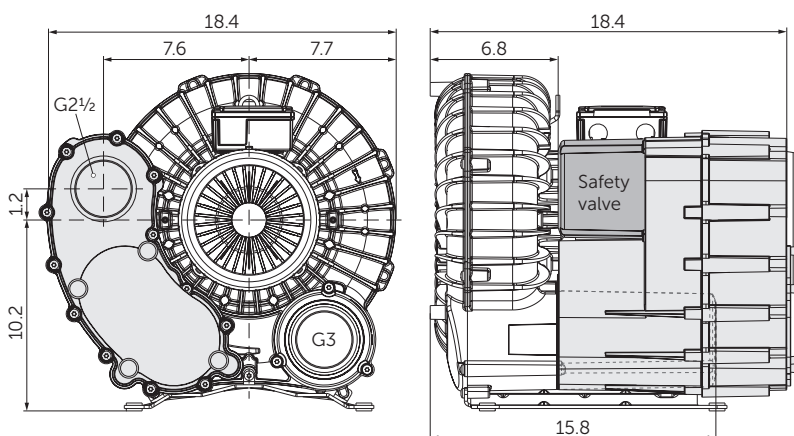
+ VARIANTS AND ACCESSORIES

VACUUM SAFETY VALVE



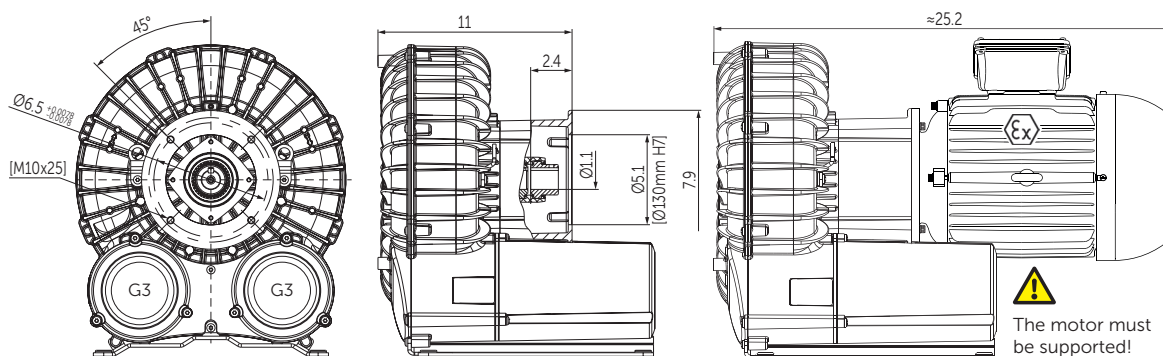
SUCTION FILTER

- Vacuum-sealed filter housing
- Paper or polyester insert
- Can be combined with vacuum safety valve



WITHOUT MOTOR OR WITH ATEX MOTOR

- With coupling for flange motor
- The motor must be supported!



ATEX Motor – 60 Hz	hp	V	rpm	A	Version
Class 1 Div 2 Groups C&D II 1 G ia IIB	7.5	YY230/Y460 YY208/Y –	IE3 3510	18.1/9.07 20.1	UL • IP55 • ISO F • PTC 155°C (311°F)

OTHER VARIANTS AND ACCESSORIES

- With increased corrosion protection
- Sound proof box SH 18¹⁾

¹⁾ See separate data sheet
 • Dimensions in inch – For other dimensions, see the figure on page 2.
 • Possible combinations on request



Sound proof box SH 18



MAKE IT BECKER.