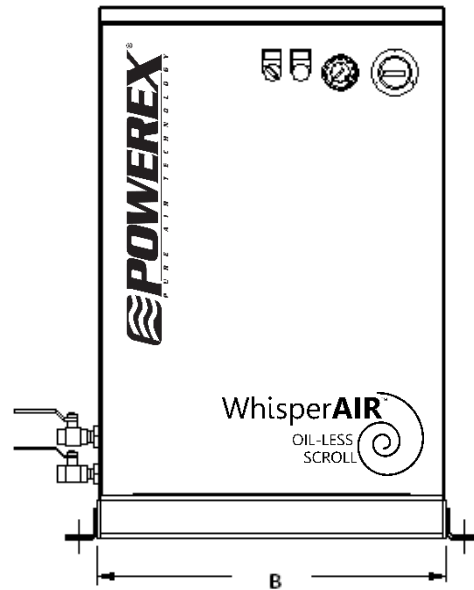
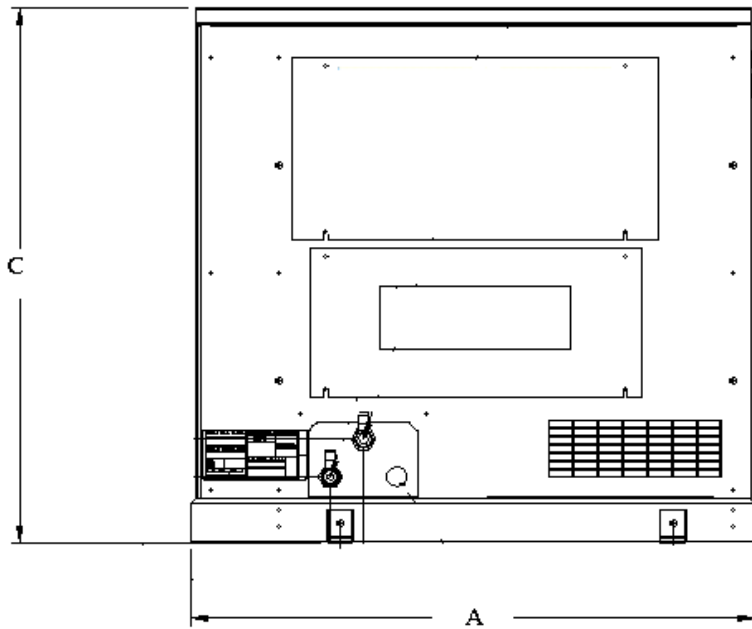
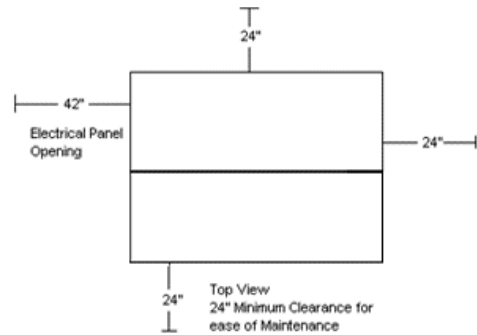


Dimensions				
Model	Dim. A	Dim. B	Dim. C	Outlet
SES0308	34"	21"	33"	3/8"
SES1308	34"	21"	33"	3/8"
SES0508	34"	21"	33"	3/8"
SES1518	34"	21"	33"	3/8"



Enclosed Scroll Air Compressors										
Model <sup>5</sup>	HP <sup>1</sup>	SCFM @ 100 PSIG <sup>5</sup>	Maximum Pressure (PSIG)	Tank Size (gal) <sup>6</sup>	BTU/Hr	dB(A) Level	System F.L.A.			System Weight (lbs)
							208V	230V	460V	
SES0308	3	8.8	116	13	7,635	49	9.0	8.1	4.2	310
SES0308HP	3	7.1	145	13	7,635	49	9.0	8.1	4.2	310
SES1308	3	8.8	116	13	7,635	49	-	13	-	336
SES1308HP	3	7.1	145	13	7,635	49	-	13	-	336
SES0508	5	15.2	116	13	12,725	51	14.5	13.1	6.6	335
SES0508HP	5	12.5	145	13	12,725	51	14.5	13.1	6.6	335
SES1518	5	15.2	116	13	12,725	51		23.4	-	345
SES1518HP	5	12.5	145	13	12,725	51		23.4	-	345

Notes:

- 1 – Actual BHP is less than rated name plate. Contact Powerex for BHP rating.
- 2 – 3 Year Limited Warranty
- 3 – Single Phase 3HP units will require installation of an additional 30 gal. external tank and 5HP units will require the installation of an additional 60 gal. external tank.
- 4 – UL/CSA Certified with the exception of 5 HP single phase units, which only have a UL508A listed control panel.
- 5 – HP after a model number indicates high pressure model. SCFM for high pressure units are @ 145 PSIG.
- 6 – Tank is located inside the enclosure