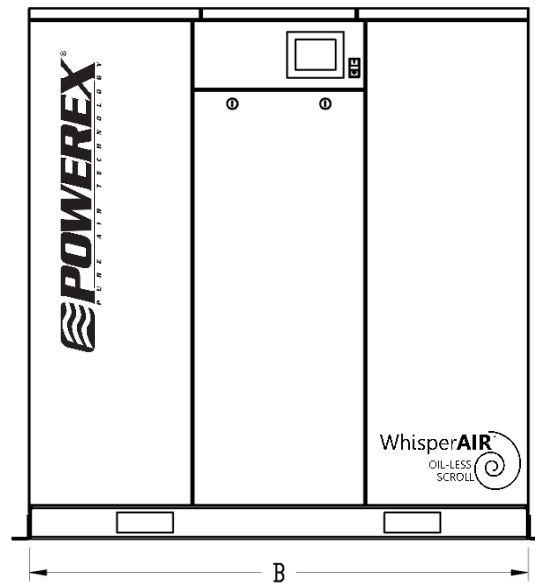
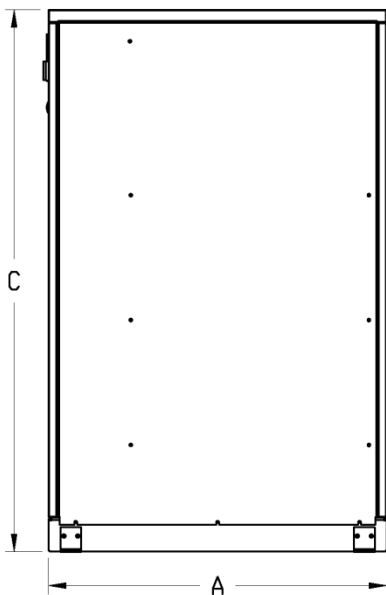
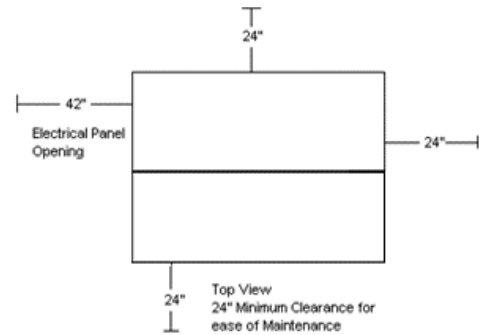


Dimensions				
Model	Dim. A	Dim. B	Dim. C	Outlet
SEH3007	38"	58"	62"	1"
SEH3007HP	38"	58"	62"	1"
SEO4007	38"	58"	62"	1"
SEO4007HP	38"	58"	62"	1"



Enclosed Scroll Air Compressors										
Model ³	Total System HP	Pump HP ¹	SCFM @ 100 PSIG ³	Maximum Pressure (PSIG)	BTU/Hr	dB(A) Level	System F.L.A.			System Weight (lbs)
							208V	230V	460V	
SEH3007	30	5 (6)	91.2	116	76,350	59	88.4	80.0	40.9	1,640
SEH3007HP	30	5 (6)	75.0	145	76,350	59	88.4	80.0	40.9	1,640
SEO4007	40	5 (8)	121.6	116	101,800	60	117.2	106	53.9	2,000
SEO4007HP	40	5 (8)	100.0	145	101,800	60	117.2	106	53.9	2,000

Notes:

- 1 – Actual BHP is less than rated name plate. Contact Powerex for BHP rating.
- 2 – 3 Year Limited Warranty
- 3 – HP after a model number indicates high pressure model. SCFM for high pressure units are @ 145 PSIG.