

DATA SHEET

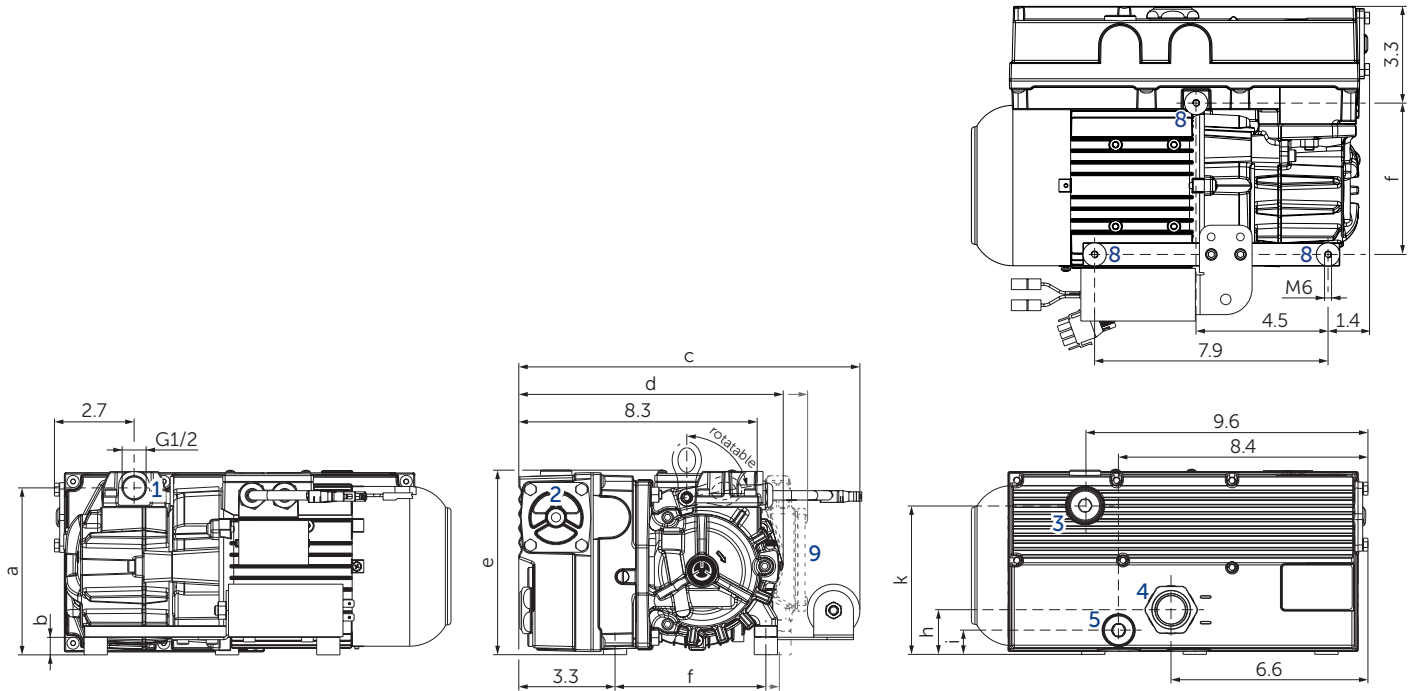
0 5.21

ROTARY VANE VACUUM PUMPS

oil-lubricated
air-cooled

MAKE IT BECKER.





- 1 Vacuum connection (G 1/2)
- 2 Exhaust air
- 3 Oil filler cap
- 4 Oil sight glass
- 5 Screw plug for oil drain
- 6 Capacitor (connection Faston F 6.3) – Standard: not assembled, without holder
- 7 Grid connection (Mate-N-Lok)
- 8 Rubber buffer position
- 9 Terminal box on top (motor BG 71) / on the side (BG 80)
- 10 Connection for optional gas ballast valve
 - Non-return valve and oil separator are integrated
 - Illustration with large oil tank
 - The motor illustration may vary
 - Dimensions in inch

Motor	a	b	c	d	e	f	h	i	k	m
BG 71	5.7	0.6	10.5	8.9	6.2	5.1	1.5	0.8	5.0	13.4
BG 80	5.9	0.8	11.6	9.7	6.4	5.5	1.7	1.0	5.2	13.9

Nominal capacity		Vacuum		Emission sound pressure level ¹⁾		Weight incl. motor	Oil	
CFM		Torr		dB(A)		lbs	US gal.	Becker Lube ²⁾
50 Hz	60 Hz	50 Hz	60 Hz	50 Hz	60 Hz			
13.8	15.9	1.5	1.5	64	69	≈44.1/47.4 ³⁾	0.08/0.13 ³⁾	M 68 / M 32(mineral) S 68 / S 32(synthetic) SL 68 / SL 32(food)

¹⁾ According to DIN EN ISO 11203, accuracy class of measurement: class 2, extended measurement uncertainty: 3 dB
39.4 inch distance, at medium load, vacuum connection piped, exhaust side open

²⁾ See operating instructions

³⁾ Small/large oil tank

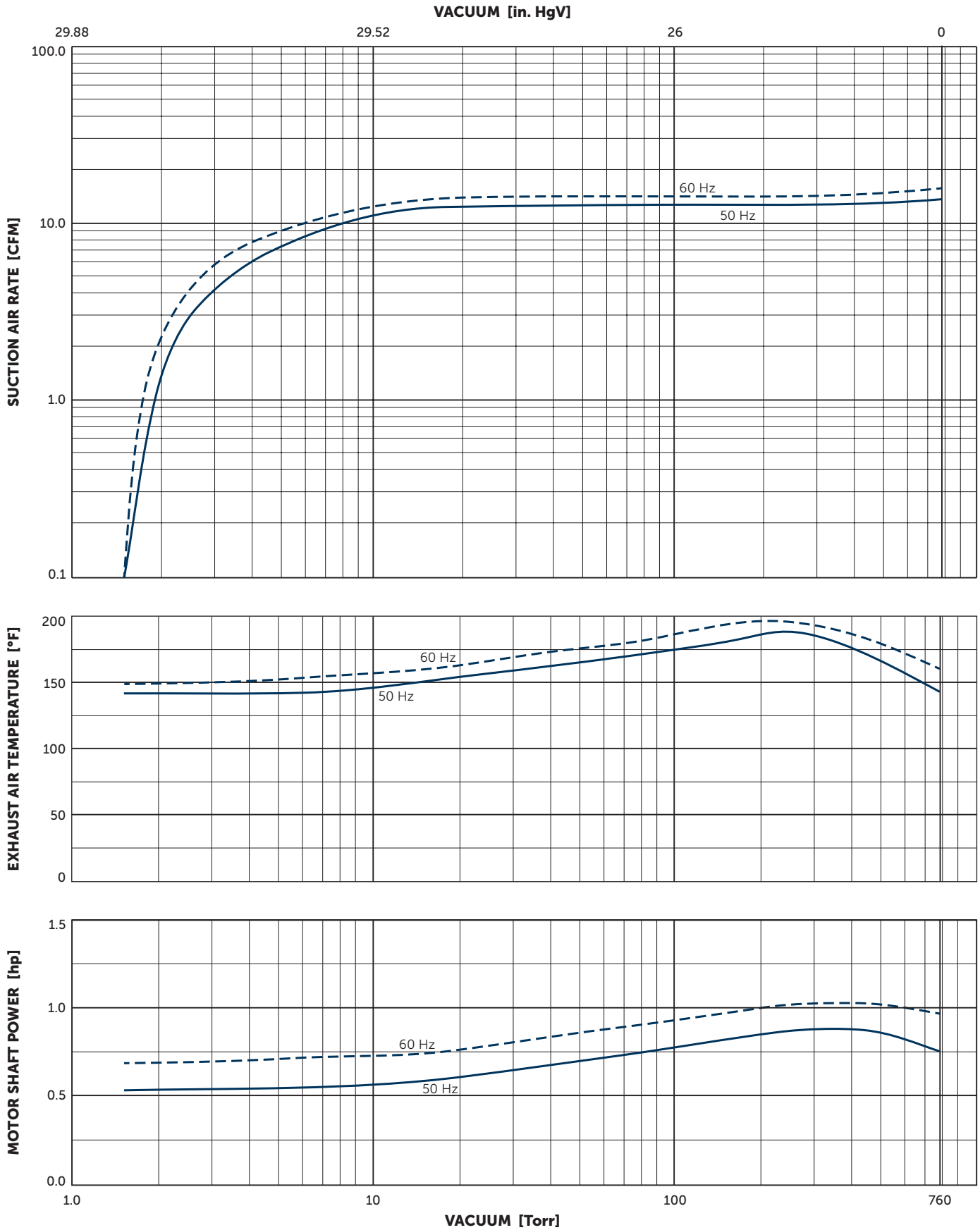
1~ Motors										
#	50 Hz				60 Hz				Version	Weight lbs
	hp	V	rpm	A	hp	V	rpm	A		
01	1.0	220–240	2790–2820	4.9			–		IP 55 • ISO F • bimetal capacitor 30 µF (450V) motor size BG 71 ¹⁾	26.5
02	1.0	220–240	2830–2860	5.2–5.5	1.2	220–240	3340–3400	6.0–5.5	IP 55 • ISO F • bimetal capacitor 30 µF (450V) motor size BG 80 ²⁾	28.2
03	1.0	100–110	2800–2840	11.3–11.7	1.2	100–120	3250–3400	13.4–11.6	IP 55 • ISO F • bimetal capacitor 100 µF (330V) motor size BG 80 ²⁾	29.1

3~ Motors										
#	50 Hz				60 Hz				Version	Weight lbs
	hp	V	rpm	A	hp	V	rpm	A		
04	1.0	Δ230/Y400	2860	3.1/1.8	1.2	Δ265/Y460 Δ230/Y400	3440 3380	3.1/1.8 3.3/1.9	IP55 • ISO F • bimetal	23.4

¹⁾ BG 71: terminal box on top

²⁾ BG 80: terminal box on the side

• Current consumption and rotation speed may vary. Tolerance in each case -1.5/+2%

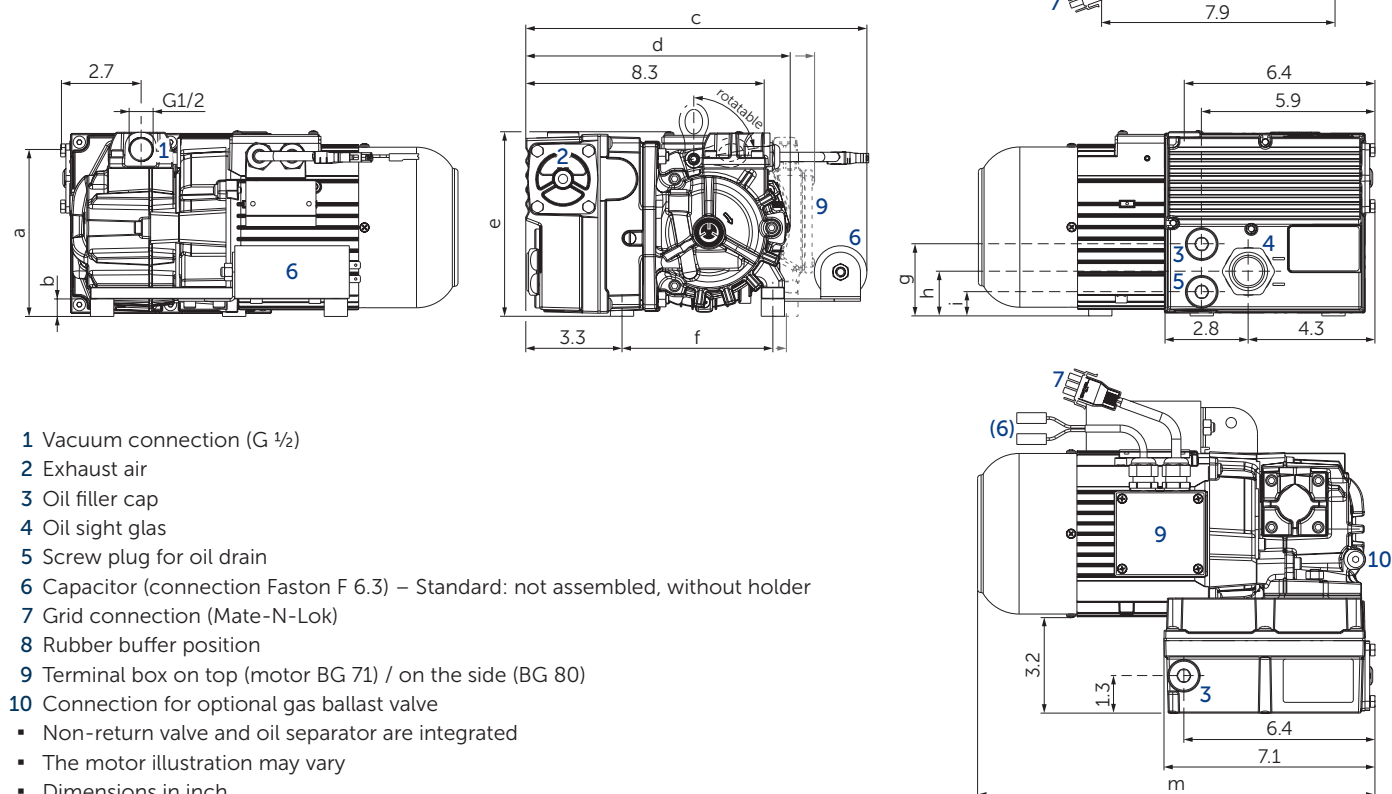


Suction air rate refers to the intake pressure
 Reference data (atmosphere): 0 in. HgV, 68°F; Tolerance: ±10%

+ VARIANTS AND ACCESSORIES

SMALL OIL TANK (≈ 0.08 US GAL.)

Motor	a	b	c	d	e	f	g	h	i	m
BG 71	5.7	0.6	10.5	8.9	6.2	5.1	2.4	1.5	0.8	13.4
BG 80	5.9	0.8	11.6	9.7	6.4	5.5	2.6	1.7	1.0	13.9



GAS BALLAST VALVE

- Version for small amounts of moisture, vacuum <3 mbar
- Version for higher amounts of moisture, vacuum <20 mbar

CAPACITOR HOLDER

- O5.21-73 (Nº 01460064300) – see drawings

BECKER LUBE¹⁾

- M 68** mineral
- S 68** synthetic
- SL 68** food
- M 32** mineral
- S 32** synthetic
- SL 32** food

¹⁾ See operating instructions



MAKE IT BECKER.