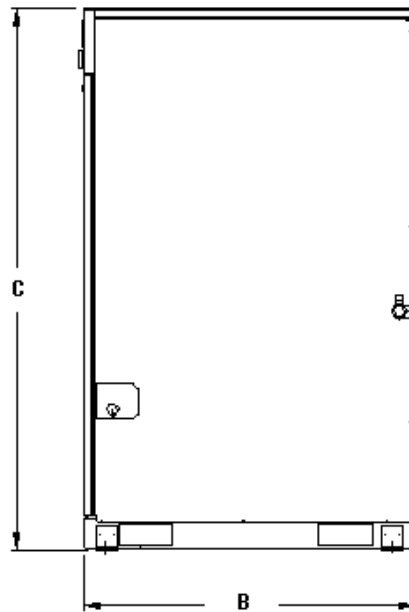
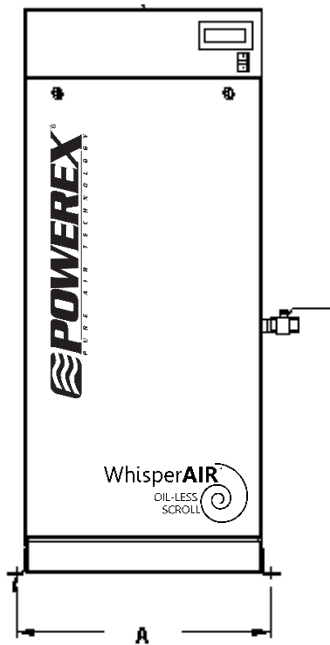
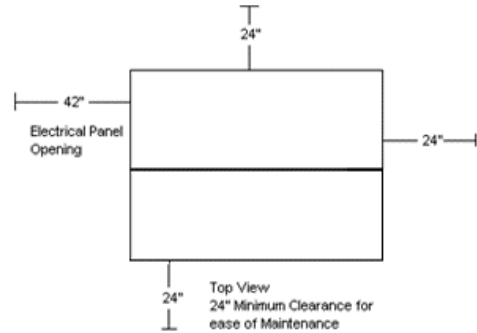


| Dimensions | | | | |
|------------|--------|--------|--------|--------|
| Model | Dim. A | Dim. B | Dim. C | Outlet |
| SED1007 | 26" | 38" | 61" | 1" |
| SED1007HP | 26" | 38" | 61" | 1" |
| SET1507 | 26" | 38" | 61" | 1" |
| SET1507HP | 26" | 38" | 61" | 1" |
| SEQ2007 | 26" | 38" | 61" | 1" |
| SEQ2007HP | 26" | 38" | 61" | 1" |



| Enclosed Scroll Air Compressors | | | | | | | | | | |
|---------------------------------|-----------------|----------------------|------------------------------|-------------------------|--------|-------------|---------------|------|------|---------------------|
| Model ⁴ | Total System HP | Pump HP ¹ | SCFM @ 100 PSIG ⁴ | Maximum Pressure (PSIG) | BTU/Hr | dB(A) Level | System F.L.A. | | | System Weight (lbs) |
| | | | | | | | 208V | 230V | 460V | |
| SED1007 | 10 | 5 (2) | 30.4 | 116 | 25,450 | 53 | 30.8 | 28.0 | 15.0 | 825 |
| SED1007HP | 10 | 5 (2) | 25.0 | 145 | 25,450 | 53 | 30.8 | 28.0 | 15.0 | 825 |
| SET1507 | 15 | 5 (3) | 45.6 | 116 | 38,175 | 56 | 45.2 | 41.0 | 21.5 | 965 |
| SET1507HP | 15 | 5 (3) | 37.5 | 145 | 38,175 | 56 | 45.2 | 41.0 | 21.5 | 965 |
| SEQ2007 | 20 | 5 (4) | 60.8 | 116 | 50,900 | 58 | 59.6 | 54.0 | 28.0 | 1,125 |
| SEQ2007HP | 20 | 5 (4) | 50.0 | 145 | 50,900 | 58 | 59.6 | 54.0 | 28.0 | 1,125 |

Notes:

- 1 – Actual BHP is less than rated name plate. Contact Powerex for BHP rating.
- 2 – 3 Year Limited Warranty
- 3 – UL/CSA Certified
- 4 – HP after a model number indicates high pressure model. SCFM for high pressure units are @ 145 PSIG.